

# **QATAR 2014 MARKET REPORT**

**First Qatar Real Estate Development Company**

**May, 2014**

# **CONTENTS**

- 1) EXECUTIVE SUMMARY**
- 2) THE ECONOMY**
- 3) TOURISM GROWTH**
- 4) QATAR AIRWAYS GROWTH**
- 5) GROWTH OF PASSENGER MOVEMENTS**
- 6) POPULATION**
- 7) THE PROJECTS MARKET**
- 8) PROJECT BY SECTOR –**
  - i. Transport**
  - ii. Construction**
  - iii. Infrastructure**
  - iv. Energy**
- 9) SOURCE & REFERENCE**





## EXECUTIVE SUMMARY

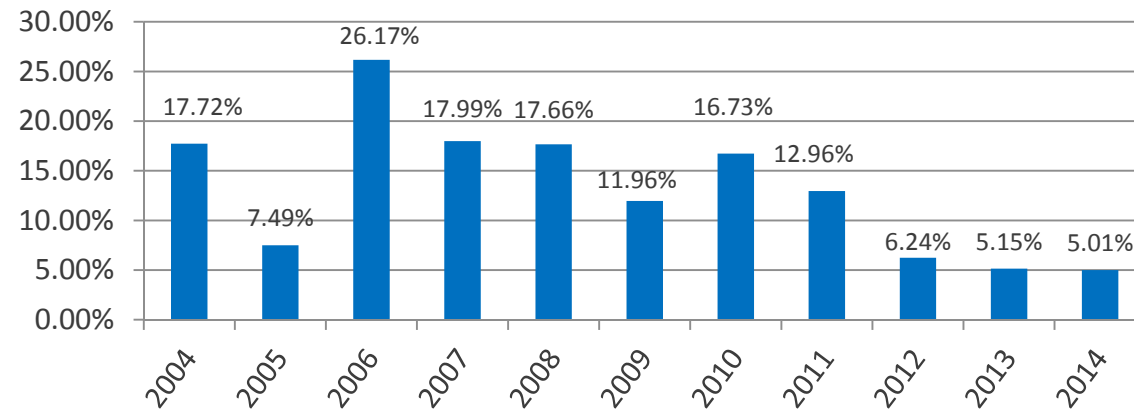
---





## THE ECONOMY - GDP

**Qatar GDP Growth %**



❖ In the span of 7 years i.e., from 2004 to 2010 GDP over doubled





# THE ECONOMY - GDP

---

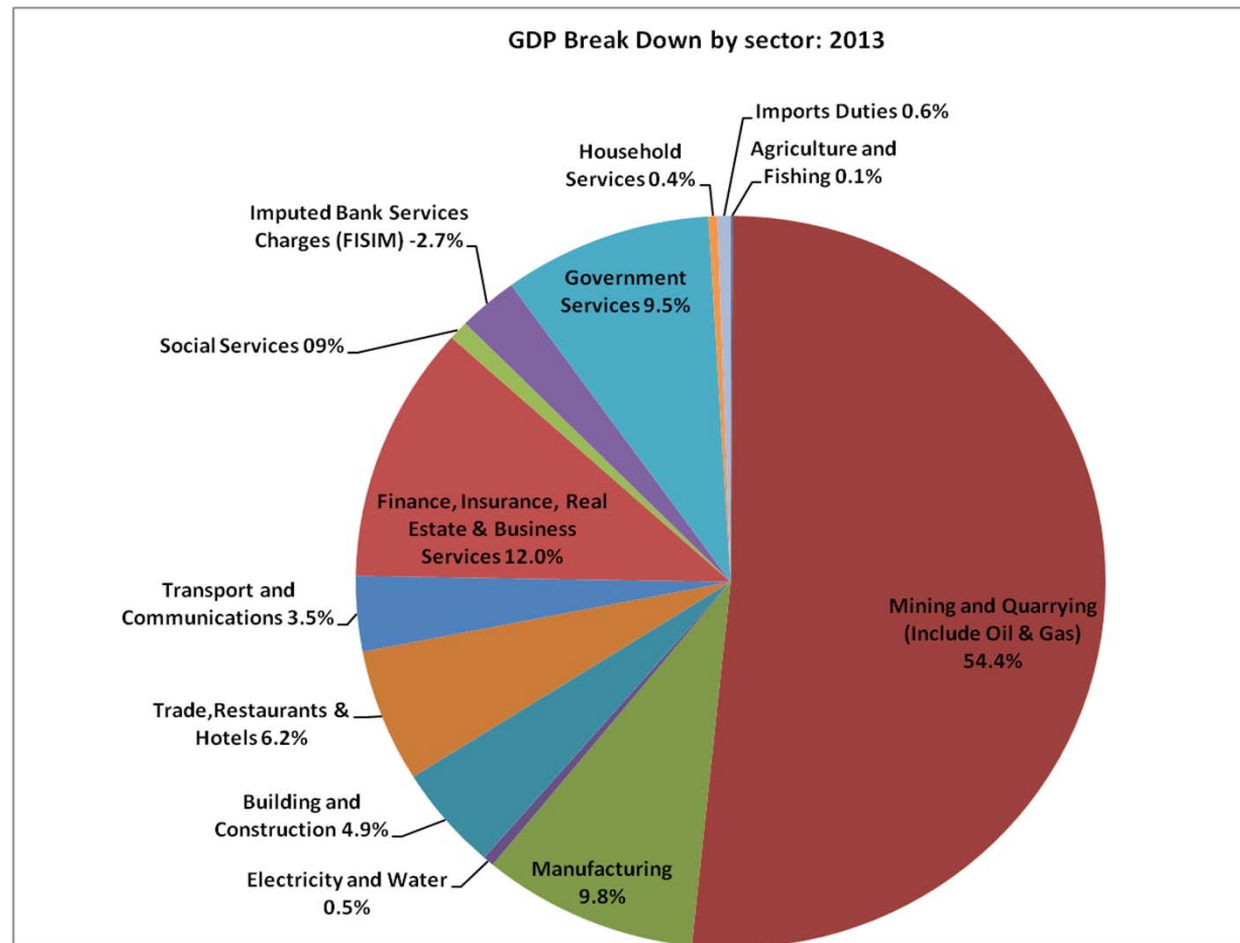
## GDP BREAKDOWN BY SECTORS

- 
- 
- 
- 





## THE ECONOMY - GDP



*Source: Ministry of Development Planning and Statistics, Qatar*

- ❖ Government services are Hamad Medical Corporation, Qatar General Electricity and Water Corporation, Primary Health Care Operation, Qatar News Agency, United Media Center.



## TOURISM GROWTH

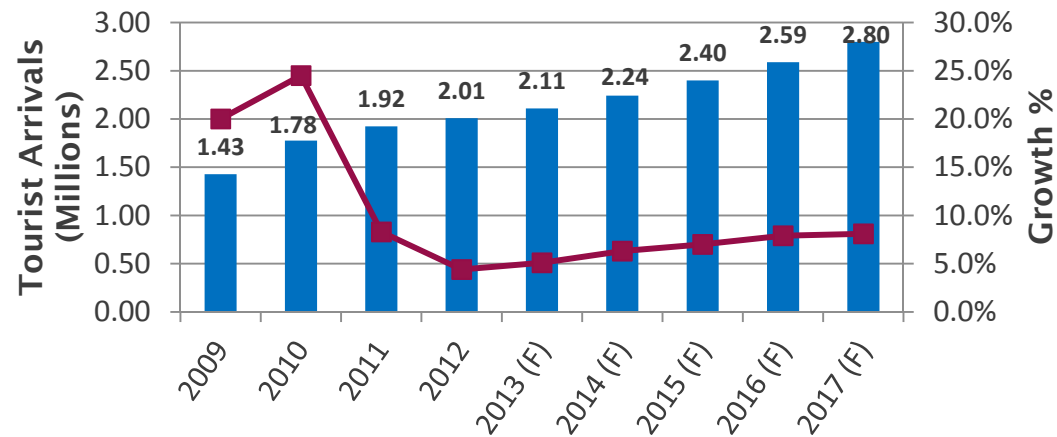
---



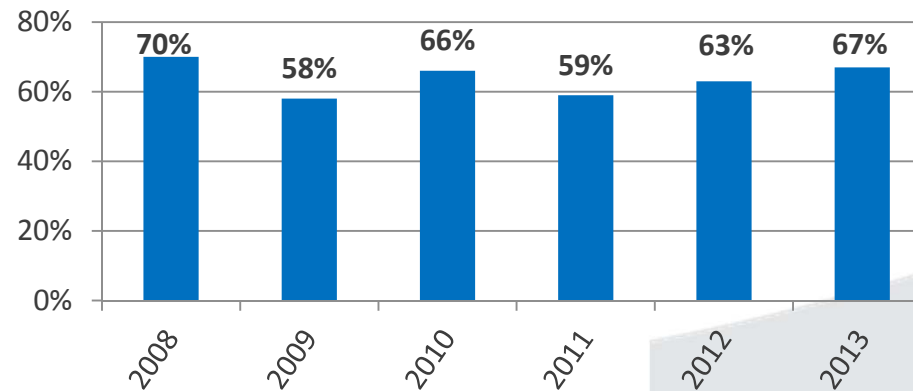


## TOURISM GROWTH

### Tourists Arrivals Growth:



### Hotels Occupancy Level (%)



❖ Tourists Arrivals will double from 2009(1.43m) to (2.8m) in 2017





## QATAR AIRWAYS GROWTH

---





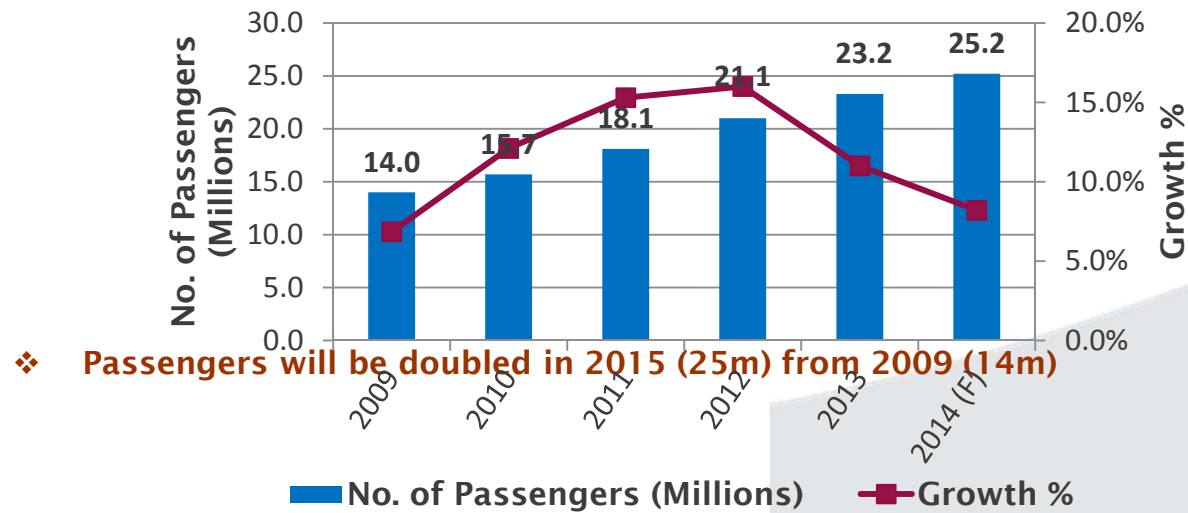
# QATAR AIRWAYS GROWTH

[illegible]



## GROWTH OF PASSENGER MOVEMENTS

- 
- 
- 





### MAJOR CITIES IN QATAR BY POPULATION (2014):

[illegible]





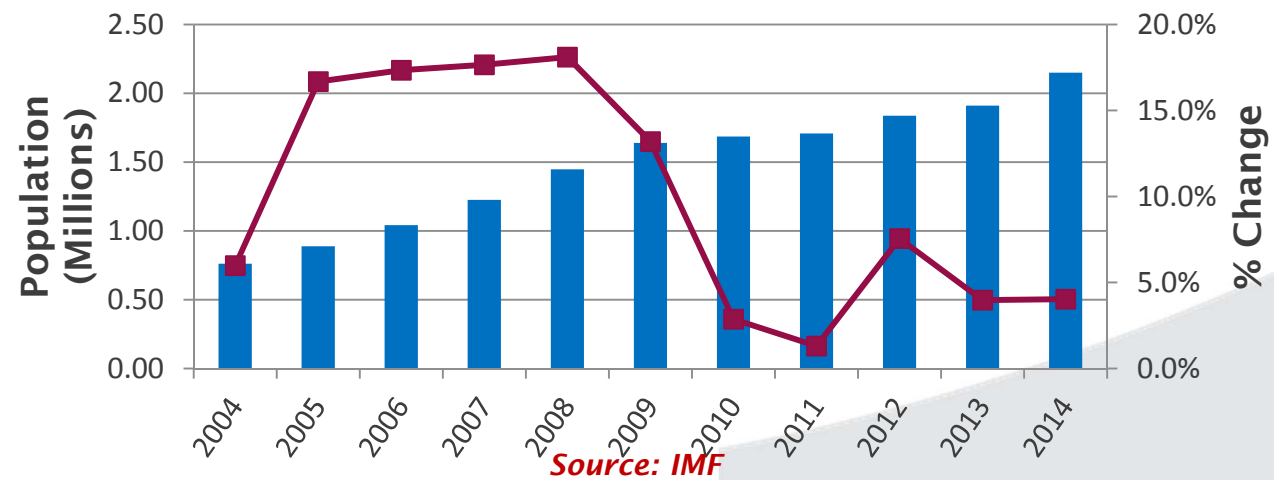
## POPULATION

2,155,446

Total	2,155,446

*Source: Ministry of development Planning and Statistics. Qatar*

### POPULATION GROWTH



- ❖ Double increase of the population from 2004 (700,000 persons) to 2008 (1,400,000 persons) - 5years doubling effect.



# THE PROJECTS MARKET

---

The main projects currently under execution in Qatar:

- ☐ Qatar Rail
- ☐ Roads & Expressways
- ☐ Airports
- ☐ Lusail city
- ☐ Barwa city
- ☐ The Pearl Qatar
- ☐ The Stadiums
- ☐ Healthcare
- ☐ Education city and
- ☐ Barzan Gas project





## PROJECT BY SECTOR - TRANSPORTATION

---

### 1. Rail






## PROJECT BY SECTOR - TRANSPORTATION

### Metro / Lightrail

#### 1.1 Doha Metro - *Estimated value \$21bn*



#### 1.2 Lusail Light Rail Transit - *Estimated value \$4bn.*







## PROJECT BY SECTOR - TRANSPORTATION

---

### 2. Roads & Expressways

#### 2.1. The expressway programme





## PROJECT BY SECTOR - TRANSPORTATION

---

### 2.2. The local roads and drainage programme (LRDP)

#### The Sharq Crossing





## PROJECT BY SECTOR - TRANSPORTATION

---

### 3. Airports





## PROJECT BY SECTOR – CONSTRUCTION

---

### REAL ESTATE

#### 1. Lusail City







## PROJECT BY SECTOR – CONSTRUCTION

---

### 2. BARWA



#### Projects current

2.1 Baraha Motor City : *Estimated cost \$550m*

2.2 Barwa Al-Barha : *Estimated cost \$550m*

2.3 Barwa Al-Doha : *Estimated cost NA*



## PROJECT BY SECTOR – CONSTRUCTION

---

### 3. The Pearl Qatar - *Estimated value \$9bn*





## PROJECT BY SECTOR – CONSTRUCTION

### The Stadiums – *Estimated Value \$3.5bn*

Stadium	Est. Cost (\$)
Lusail iconic Stadium	\$660m
Doha Port Stadium	\$200m
Umm Salal Stadium	\$251m
Al-Khor Stadium	\$251m
Education City Stadium	\$280m
Al-Wakrah Stadium	\$286m
Qatar University Stadium	\$300m
Sports City Stadium	\$880m
Al-Shamal Stadium	\$251m
Khalifa International Stadium(major renovation)	\$71m
Al-Rayyan Stadium(major renovation)	\$135m
Al-Gharaffa Stadium(major renovation)	\$135m
<b>Total</b>	<b>\$3,449m</b>



## PROJECT BY SECTOR – INFRASTRUCTURE

---

1. Healthcare

2. Education city







## PROJECT BY SECTOR – ENERGY

---

Barzan Gas Project – *Estimated value \$10.4bn*





## Source & Reference

---

- ✓ A MEED Insight report – Qatar Projects Market Report 2014
- ✓ Qatar Rail
- ✓ Euromonitor International
- ✓ Qatar Tourism Authority
- ✓ Qatar Airways
- ✓ Airports Council International
- ✓ Infoqat.com
- ✓ Hydrocarbons technology.com – Kable
- ✓ Ministry of development planning & statistics
- ✓ IMF and HVS Report 2013





Thank You for your kind Attention...!

**1<sup>st</sup> Qatar**

FIRST QATAR REAL ESTATE DEVELOPMENT CO.  
شركة قطر الأولي للتطوير العقاري